

Packing List

In addition to this guide, the package includes the following items:



WISE-2841M-4GE
WISE-2841M-4GC



Antenna
(ANT-421-04)



MicroSD card and
Micro SD/SD
adapter



Screw
Driver
2.4mm



Pin Terminal
x 16

Technical Support

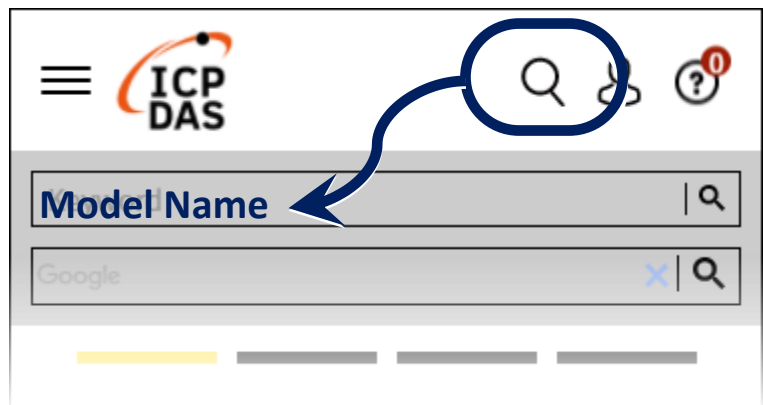
service@icpdas.com

www.icpdas.com

Resources

How to search for drivers, manuals and spec information on ICP DAS website.

- For Mobile Web




- For Desktop Web




1. Configuring the boot mode

Before starting WISE-2841M-4GE/4GC at the first time, be sure that the switch is placed in the “0” position.



2. Checking the network setting

The WISE-2841M-4GE/4GC comes with the default IP setting:



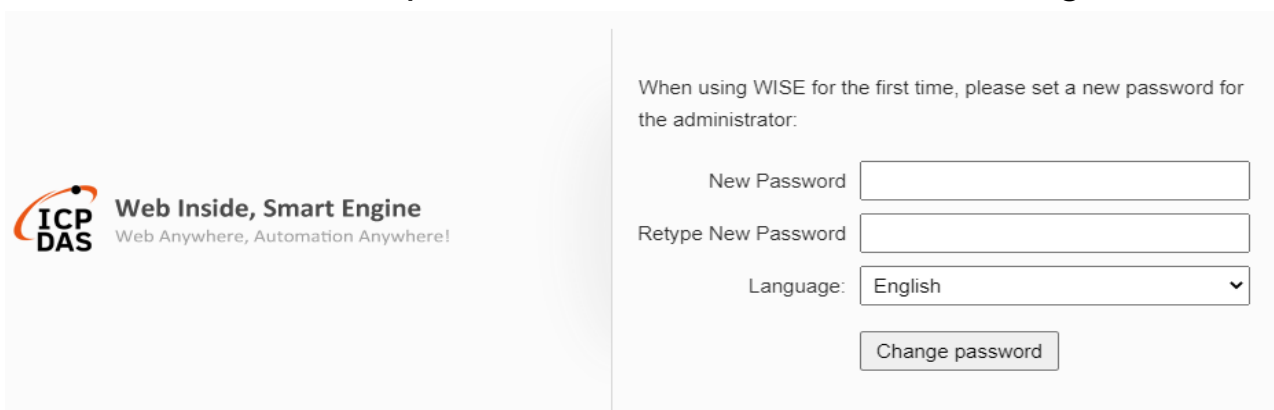
LAN1	Default
Network Setting	DHCP
LAN2	Default
IP	192.168.255.1
Mask	255.255.0.0
Gateway	192.168.0.1

3. Go to WISE-2841M-4GE/4GC's web site

- Open a browser, and type in the URL address of the WISE-2841M-4GE/4GC.



- You have to set the password before the first time to login.



- For more detail information, please refer to WISE-2841M-4GE/4GC 's User Manual.