

Classification	System and Application FAQ on WinCE PAC				No.	1-005-02	
Author	Eric_Shiu	Version	1.0.0	Date	2018/4/27	Page	1/3

How to calibrate an ELO USB touch panel


Applies to:

Platform	OS Version	PAC Utility Version
WinPAC	All Versions	All Versions

Tips & Warnings



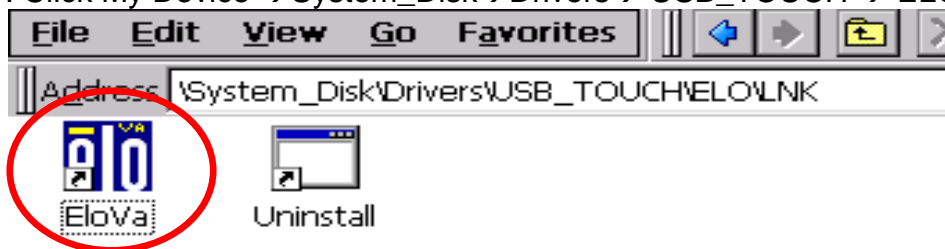
To use a touch panel and a keyboard at the same time on WP-8x4x, you need a USB hub to expand the single USB port into several.



To calibrate an ELO USB touch panel, perform the following steps:

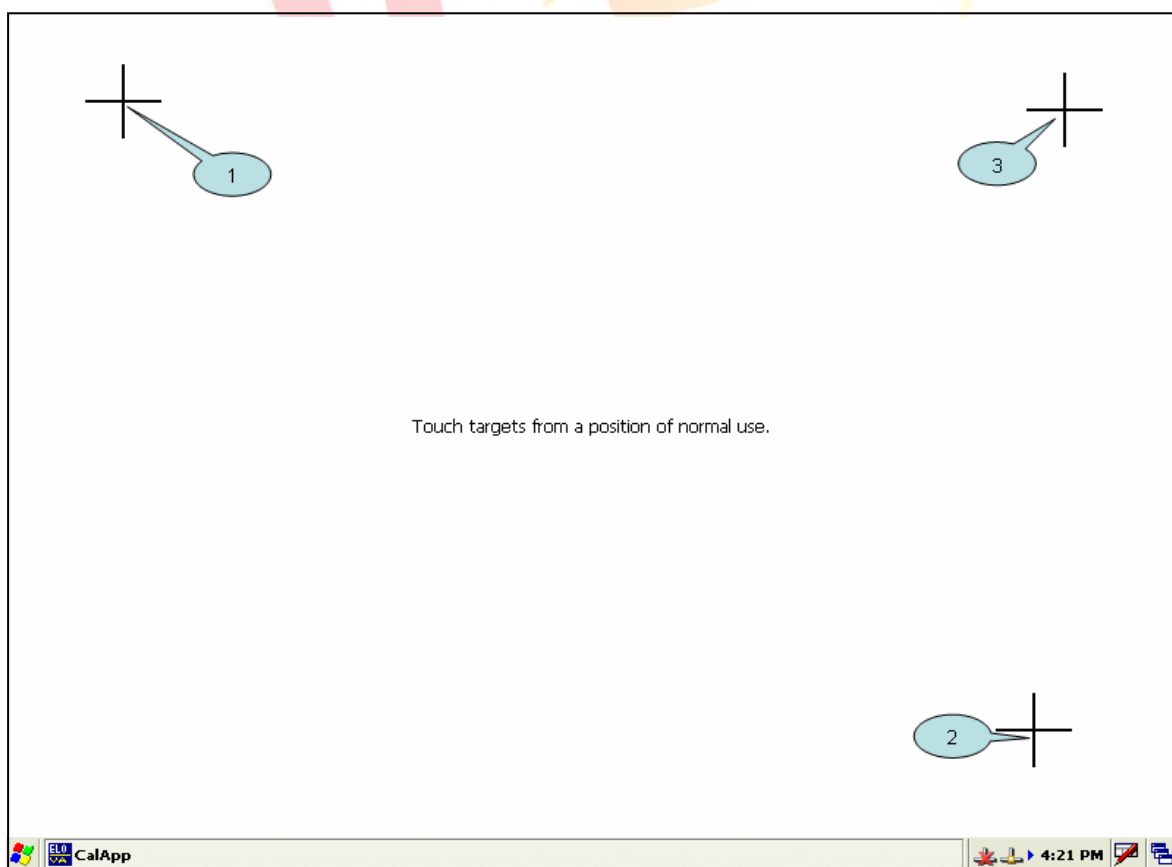

Step 1: Execute the calibration program.

1.1. Click My Device → System_Disk → Drivers → USB_TOUCH → ELO → LNK → EloVa.



Classification	System and Application FAQ on WinCE PAC				No.	1-005-02	
Author	Eric_Shiu	Version	1.0.0	Date	2018/4/27	Page	2/3

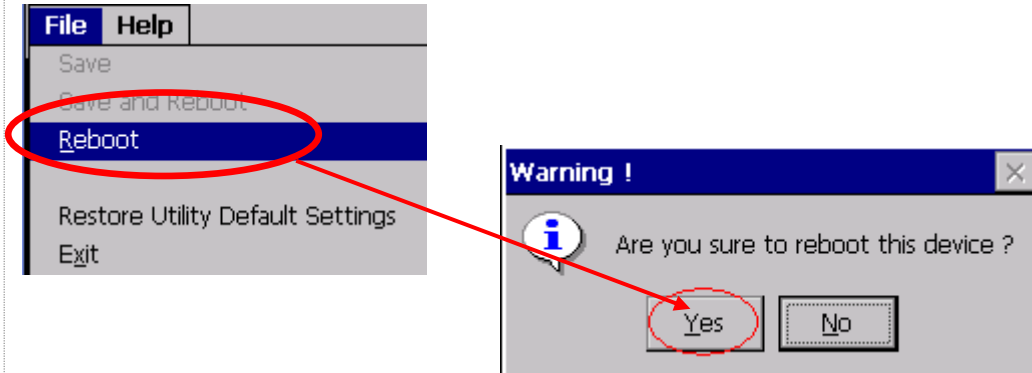
1.2. Touch the “+” icons on the monitor to perform the calibration process.



Classification	System and Application FAQ on WinCE PAC				No.	1-005-02	
Author	Eric_Shiu	Version	1.0.0	Date	2018/4/27	Page	3/3

Step 2: Reboot your WinPAC.

- 2.1. Start the Win PAC utility and click the **“File”** → **“Reboot”** menu option.
- 2.2. Click the **“Yes”** button and wait for reboot.



ICP
DAS