

Classification	System and Application FAQ on WinCE PAC				No.	2-012-00	
Author	Tunglu-Yu	Version	1.0.0	Date	2010/2/12	Page	1/3

# How to automatically hide the taskbar

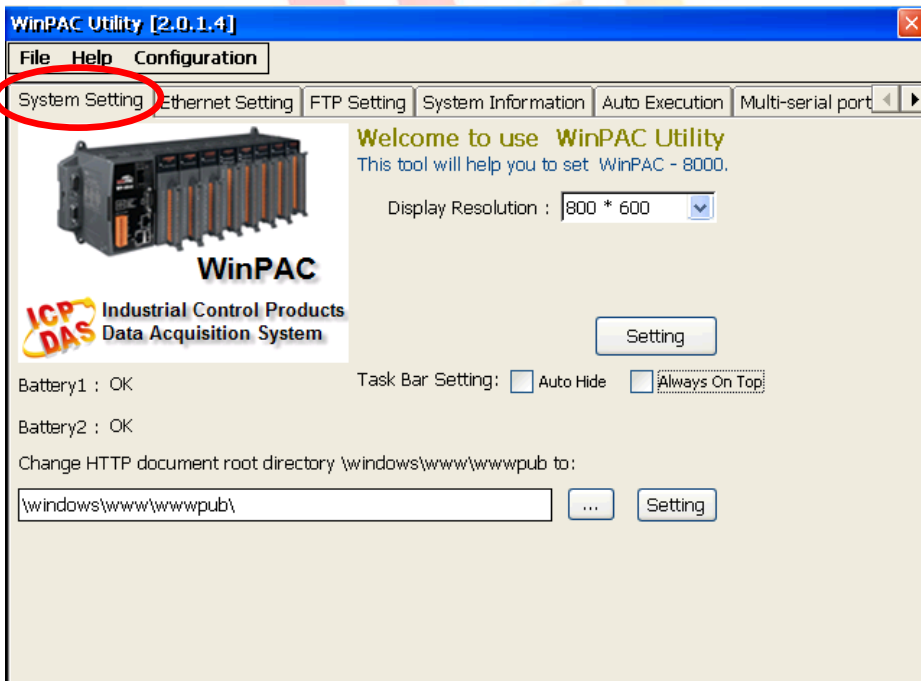
**Applies to:**

Platform	OS version	WinPAC/ViewPAC utility version
WP-8x3x	All versions	All versions
WP-8x4x	All versions	All versions
VP-25W1	All versions	All versions
VP-23W1	All versions	All versions

Depending on your preferences, you can set the taskbar to be automatically hidden when the mouse is not over. If to set the taskbar to be automatically hidden, perform the following steps:

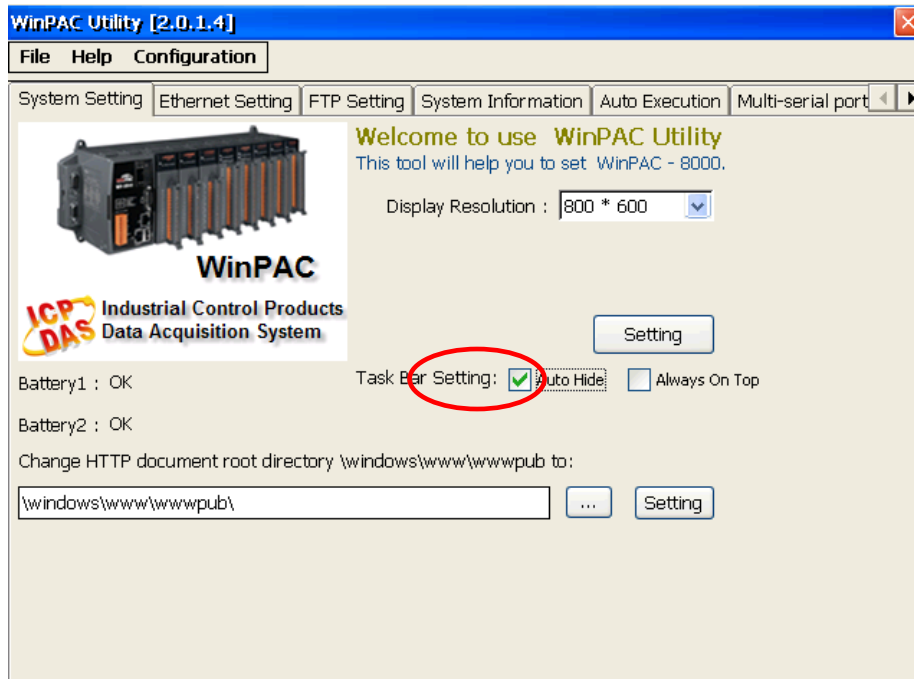
## Step 1: Set the taskbar to hidden.

1.1. Start the WinPAC/ViewPC Utility, and then click the “System Setting” tag.



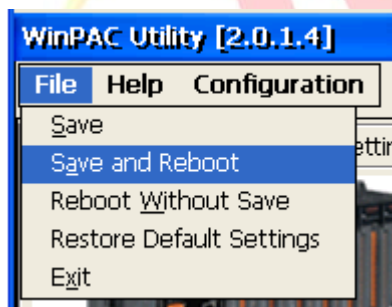
Classification	System and Application FAQ on WinCE PAC				No.	2-012-00	
Author	Tunglu-Yu	Version	1.0.0	Date	2010/2/12	Page	2/3

## 1.2. Check the “Auto Hide” option.

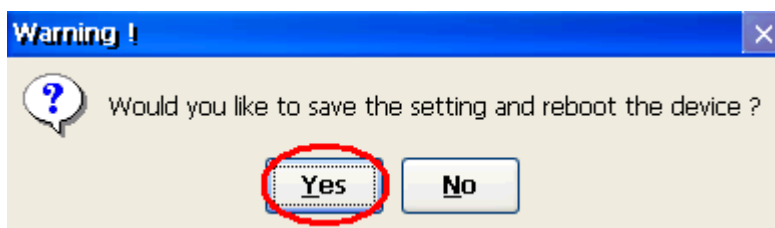


## Step 2: Save the settings.

2.1. Click the “File” → “Save and Reboot” menu option on the WinPAC/ViewPC Utility.



2.2. Click the “Yes” button and wait for the device to reboot.



Classification	System and Application FAQ on WinCE PAC				No.	2-012-00	
Author	Tunglu-Yu	Version	1.0.0	Date	2010/2/12	Page	3/3

After rebooting, the taskbar will be hidden automatically.

