

Classification	System and Application FAQ on WinCE PAC				No.	2-006-00	
Author	Tunglu-Yu	Version	1.0.0	Date	2010/2/12	Page	1/3

How to recover the default factory settings

Applied to:

Platform	OS version	WinPAC/ViewPAC utility version
WP-8x3x	All versions	All versions
WP-8x4x	All versions	All versions
VP-25W1	All versions	All versions
VP-23W1	All versions	All versions

Tips & Warnings



The following settings are affected in the recovery operation. Before recovering the default factory settings, record the current settings if necessary.

Default factory settings:

System Settings->Display resolution: **800*600(WP-8x4x)**

System Settings->Display resolution: **1024*768(WP-8x3x)**

Ethernet Settings->LAN1 (LAN2): DHCP enabled

FTP Settings->Access->Allow Anonymous: Enabled

FTP Settings->Access->Allow Anonymous Upload: Enabled

Auto Execution: empty

Multi-serial port wizard: uninstalled

Touch Panel Drivers: uninstalled

Control Panel->Power->Schemes->Switch state to User Idle: Never

Control Panel->Power->Schemes->Switch state to System Idle: Never

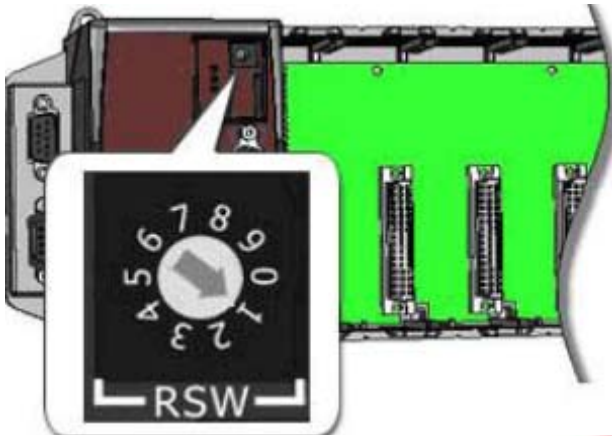
Control Panel->Network and Dial-up Connections:

You can recover the default factory settings as you need or an unexpected problem occurs with the following steps:

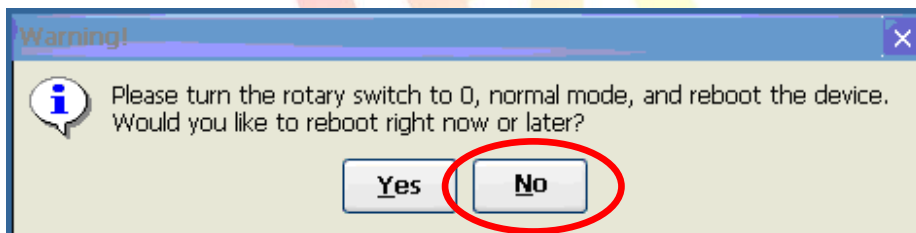
Classification	System and Application FAQ on WinCE PAC				No.	2-006-00	
Author	Tunglu-Yu	Version	1.0.0	Date	2010/2/12	Page	2/3

Step 1. Reboot in Safe mode

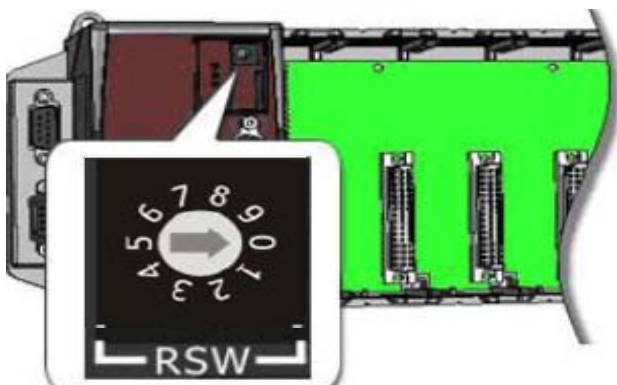
1.1. Turn the rotary switch on the device to “1”, and then boot up the WinPAC/ViewPAC



1.2. After rebooting, Click the “No” button.



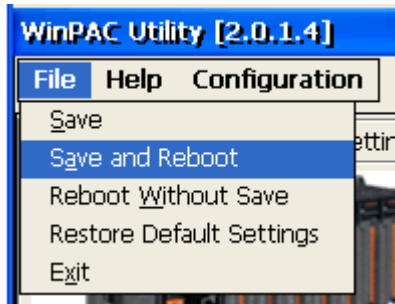
1.3. Turn the rotary switch to “0”.



Classification	System and Application FAQ on WinCE PAC				No.	2-006-00	
Author	Tunglu-Yu	Version	1.0.0	Date	2010/2/12	Page	3/3

Step 2. Recover the default factory settings

2.1. Start the WinPAC/ViewPAC Utility, and click “File” → “Save and Reboot” on the menu.



2.2. Click the “Yes” button and wait for the device to reboot.

