

Classification	System and Application FAQ on WinCE PAC				No.	2-015-00	
Author	Tunglu-Yu	Version	1.0.0	Date	2013/5/16	Page	1/3

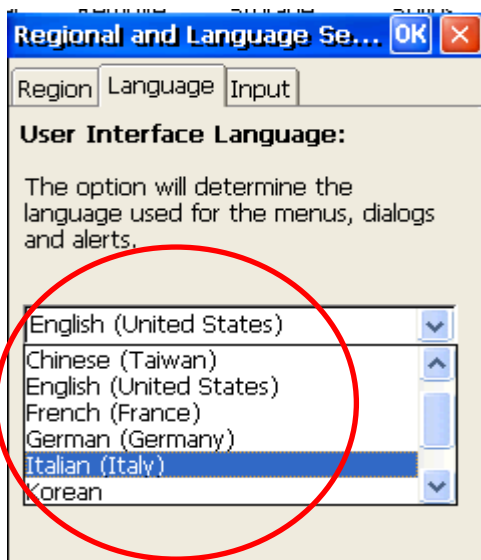
How to change the language for the User Interface and the Input Method Editor

Applies to:

<i>Platform</i>	<i>OS version</i>	<i>WinPAC/ViewPAC utility version</i>
<i>WinPAC series</i>	<i>All versions</i>	<i>All versions</i>
<i>ViewPAC series</i>	<i>All versions</i>	<i>All versions</i>

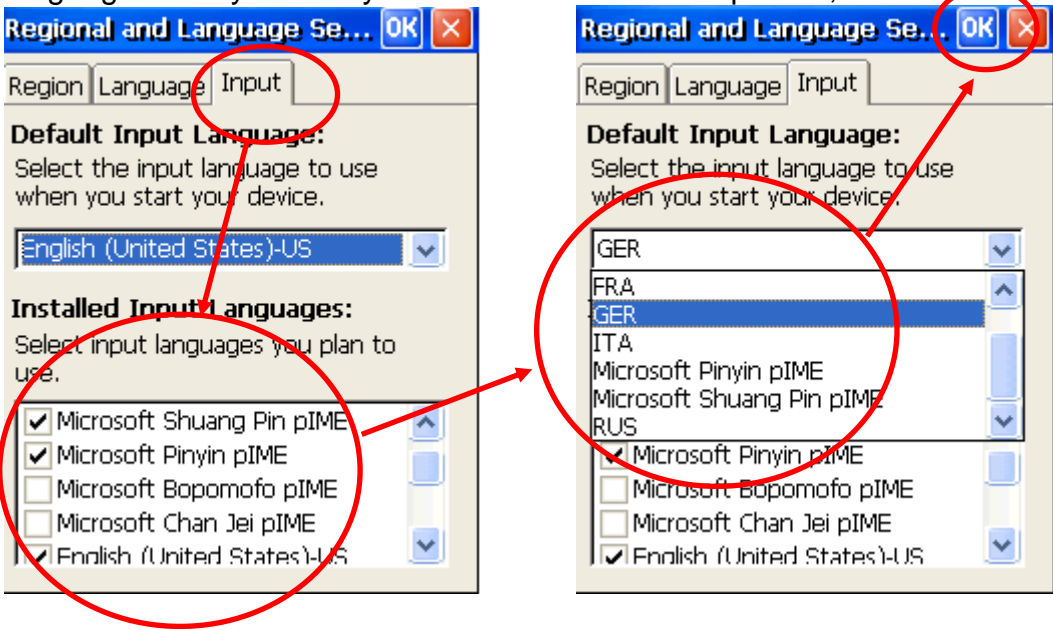
The WinCE support "Multilingual User Interface"(MUI) and "Input Method Editor"(IME). You can change the language for the user interface and IME by perform follow step.

Step 1: Double click the icon for Regional Settings in the Control Panel and then click the Language tab to select the User Interface Language.

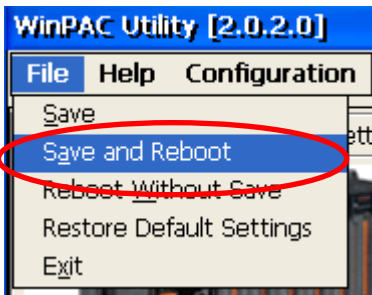


Classification	System and Application FAQ on WinCE PAC				No.	2-015-00	
Author	Tunglu-Yu	Version	1.0.0	Date	2013/5/16	Page	2/3

Step 2: Click the Input tab and check the input language you wish to use. The default language when you start your device is set in the input tab, too.



Step 3: Execute the WinPAC_utility and select the “Save and Reboot” option.



OS version and supported languages

OS version		English	German	Russian	French	Spanish	Italian	Korean	Simplified Chinese	Traditional Chinese
V1502 and earlier	EN	△	○	○	○	○	○			
	TC	○								△
	SC	○							△	
V1601 and later	EN	△	○	○	○	○	○	○		
	TC	○								△
	SC	○							△	

△ : The default user interface language in the OS.

○ : The language for both the UI and the IME the OS supported.

Classification	System and Application FAQ on WinCE PAC				No.	2-015-00	
Author	Tunglu-Yu	Version	1.0.0	Date	2013/5/16	Page	3/3

Revision History

Revision	Date	Description
1.0.0	2013/05/16	Initial release