

Classification	System and Application FAQ on WinCE PAC				No.	2-012-00	
Author	Tunglu-Yu	Version	1.0.1	Date	2013/08/06	Page	1/4

How to automatically hide the taskbar

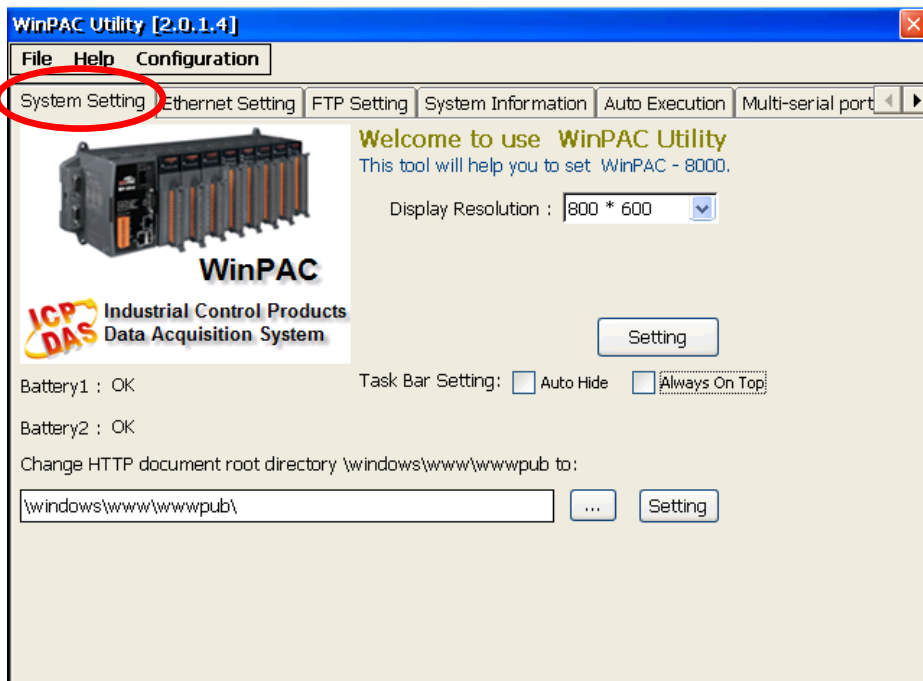
Applies to:

Platform	OS version	WinPAC/ViewPAC utility version
WP-8x3x/ WP-8x4x	All versions	All versions
WP-5000	All versions	All versions
VP-23W1/ VP-25W1	All versions	All versions
VP-4131	All versions	All versions

Depending on your preferences, you can set the taskbar to be automatically hidden when the mouse is not over. If to set the taskbar to be automatically hidden, perform the following steps:

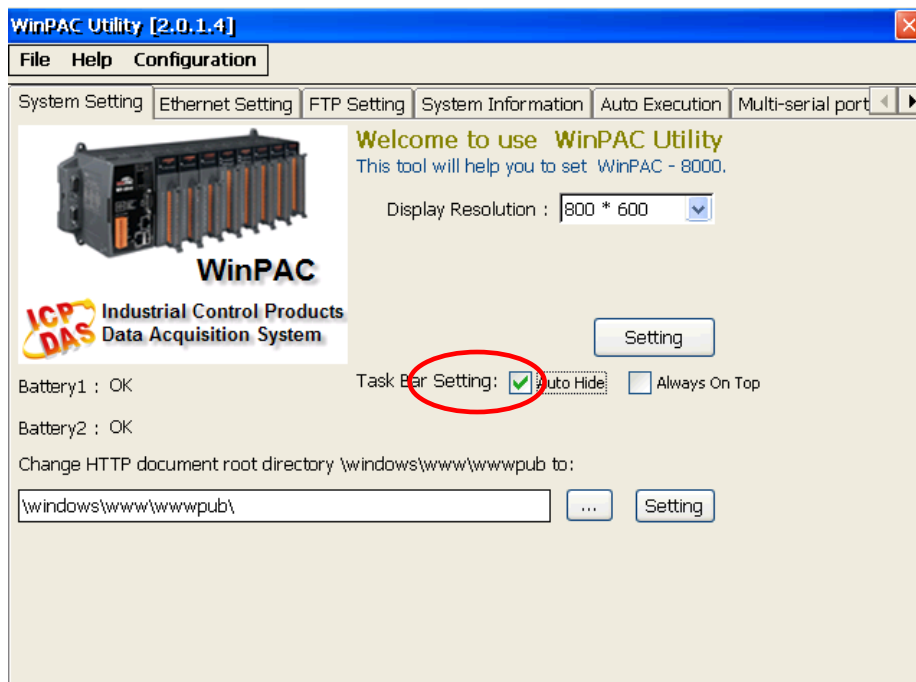
Step 1: Set the taskbar to hidden.

1.1. Start the WinPAC/ViewPC Utility, and then click the “System Setting” tab.



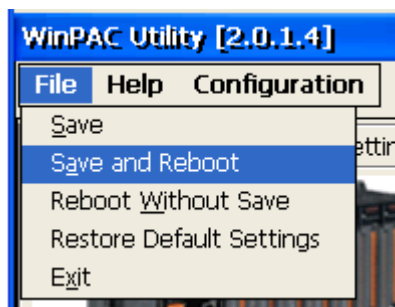
Classification	System and Application FAQ on WinCE PAC				No.	2-012-00	
Author	Tunglu-Yu	Version	1.0.1	Date	2013/08/06	Page	2/4

1.2. Check the “Auto Hide” option.

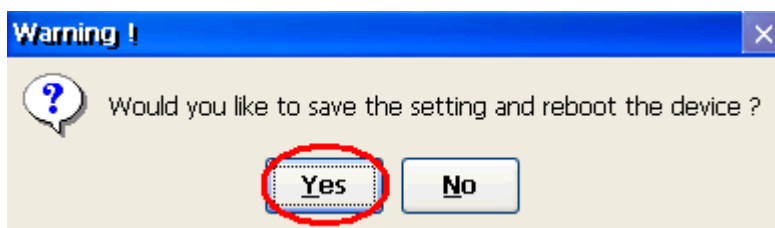


Step 2: Save the settings.

2.1. Click the “File” → “Save and Reboot” menu option on the WinPAC/ViewPC Utility.




2.2. Click the “Yes” button and wait for the device to reboot.



Classification	System and Application FAQ on WinCE PAC				No.	2-012-00	
Author	Tunglu-Yu	Version	1.0.1	Date	2013/08/06	Page	3/4

After rebooting, the taskbar will be hidden automatically.



Classification	System and Application FAQ on WinCE PAC				No.	2-012-00	
Author	Tunglu-Yu	Version	1.0.1	Date	2013/08/06	Page	4/4

Revision History

Revision	Date	Description
1.0.1	2013/08/06	NEW: Added support information for WP-5000 and VP-4131.
1.0.0	2010/02/12	Initial release