

分類/Classification	<input type="checkbox"/> tDS	<input type="checkbox"/> tGW	<input type="checkbox"/> PETL/tET/tPET	<input type="checkbox"/> DS/PDS/PPDS	<input checked="" type="checkbox"/> TouchPAD
	<input type="checkbox"/> I/O Card	<input type="checkbox"/> VXC Card	<input type="checkbox"/> VxComm	<input type="checkbox"/> Other	
作者/Author		日期/Date		編號/NO.	FAQ008

## Q: How can a TouchPAD device display languages other than English?

### And how to change the font?






A: Changing the language and change the font seem to be different questions but they are the same issue here.

Our components in the Toolbox can be divided into two categories as shown in the table below.

**Category 1:** the program stores the data of the component as images and simply paints the image to display the component.

**Category 2:** the program simply stores the data of the component as certain parameters and uses these parameters to reconstruct the component to display.

Because of storing as images, components can work with languages other than English and work with as many varieties of fonts as you can find. If not storing as images, English is the only language supported. Besides, few fonts are supported and the size may not be very precise.

Category	Stored as Image	Other than English	Change Font	Components		
1	Yes	Yes	Yes	 Text (TextAsImage = True)	 Picture	 BitButton
2	No	No	No	 TextPushButton	 Label	Any other components that may change its text in the run time. Serif and san-serif fonts are provided in regular, bold, and italic styles in even sizes from 12 to 48 point.