

Classification	System and Application FAQ on WinCE PAC				No.	1-009-01	
Author	Eric_Shiu	Version	1.0.0	Date	2018/4/27	Page	1/2


How to change the display type for WinPAC

Applies to:

Platform	OS Version	PAC Utility Version
WinPAC	All Versions	All Versions

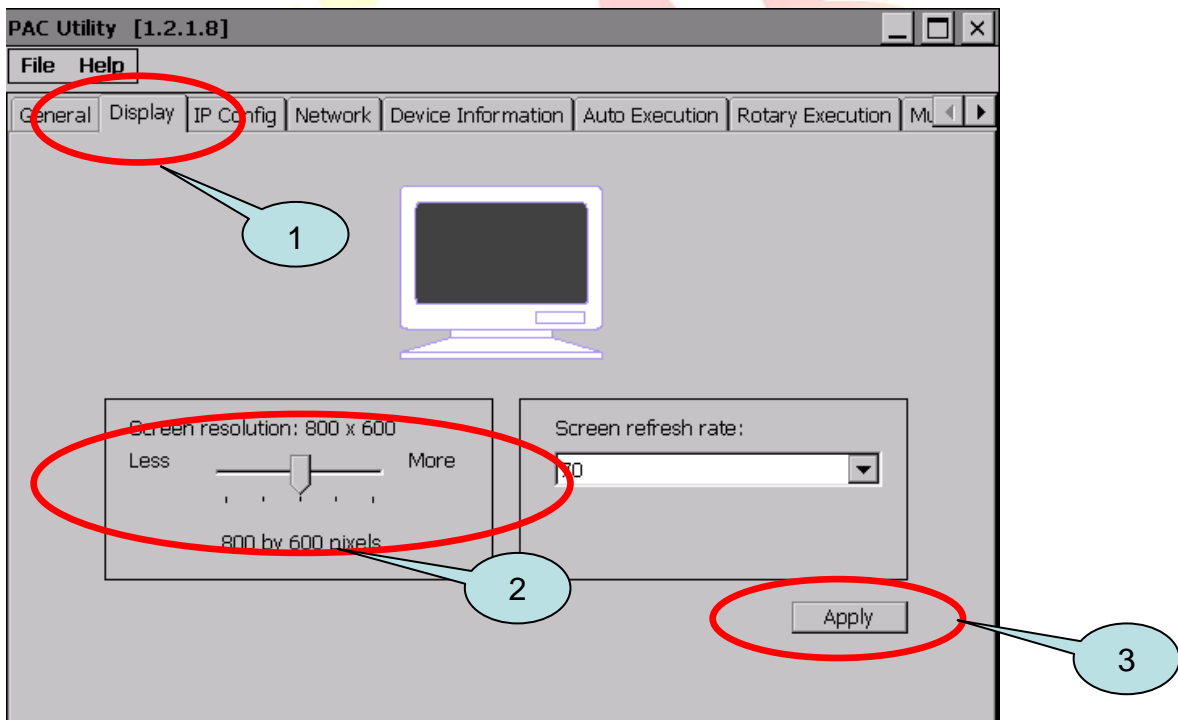
The default display resolution for WP-5231/8x2x/9xxx is "800*600". You can change the display resolution depending on your preferences by the following steps.

Tips & Warnings

 If your monitor doesn't support the display mode that you set, the monitor may not display correctly.

Step 1: Change the display resolution.

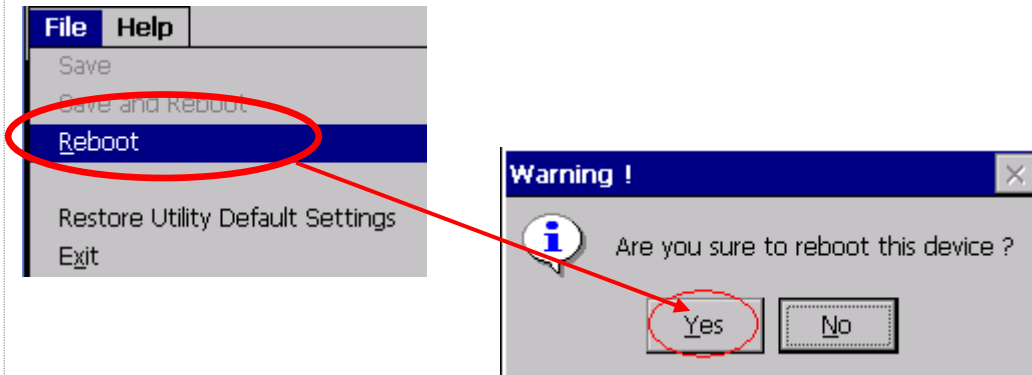
1.1. Start the PAC utility on the desktop, select the display resolution and then press "Setting" button.



Classification	System and Application FAQ on WinCE PAC				No.	1-009-01	
Author	Eric_Shiu	Version	1.0.0	Date	2018/4/27	Page	2/2

Step 2: Reboot your WinPAC.

- 2.1. Start the PAC utility on the desktop and click **“File”→“Reboot”**.
- 2.2. Click the **“Yes”** button and wait for the device to reboot.



Tips & Warnings



If nothing displayed on your monitor while booting, the display settings selected on the WP-5231/8x2x/9xxx may be not be supported by your monitor.

Please see the document :

“w1-009-03_how_to_change_the_display_type_for_WinPAC_when_display_out_of_range_english” for more details.