

Classification	System and Application FAQ on WinCE PAC				No.	2-011-00	
Author	Tunglu-Yu	Version	1.0.1	Date	2013/08/06	Page	1/3

## How to enter characters without a keyboard

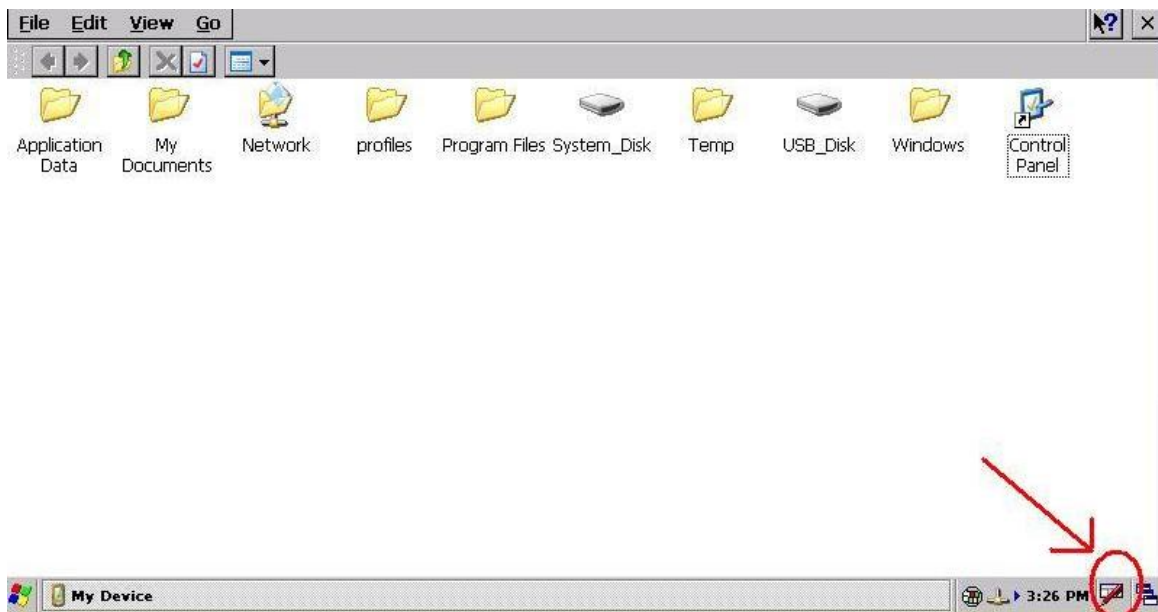
### Applies to:

<b>Platform</b>	<b>OS version</b>	<b>WinPAC/ViewPAC utility version</b>
WP-8x3x/ WP-8x4x	All versions	All versions
WP-5000	All versions	All versions
VP-23W1/ VP-25W1	All versions	All versions
VP-4131	All versions	All versions

The WinPAC/ViewPAC only has one USB port; if there is no USB hub available for a keyboard, Win CE provides an input panel to enter characters with a mouse or on touch panel.

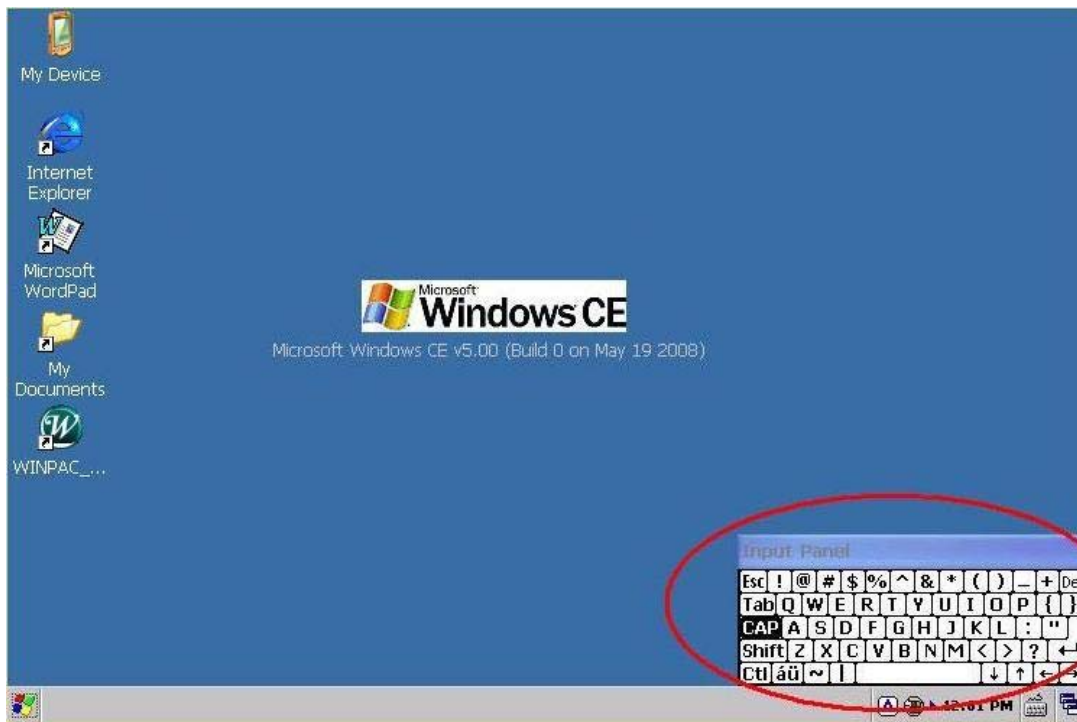
To enter characters without a keyboard, perform the following steps:

Step 1: click on the icon that the arrow indicates in the diagram below.




Classification	System and Application FAQ on WinCE PAC				No.	2-011-00	
Author	Tunglu-Yu	Version	1.0.1	Date	2013/08/06	Page	2/3

The input panel is shown as below:



Step 2: Click the key for the character you want to enter on the Input Panel.



Classification	System and Application FAQ on WinCE PAC				No.	2-011-00	
Author	Tunglu-Yu	Version	1.0.1	Date	2013/08/06	Page	3/3

## Revision History

Revision	Date	Description
1.0.1	2013/08/06	NEW: Added support information for WP-5000 and VP-4131.
1.0.0	2010/02/12	Initial release