



FCC 47 CFR PART 15 SUBPART B

Product Type : Smart Meter
Applicant : ICP DAS CO., LTD.
Address : No. 111, Guangfu N. Rd., Hukou Township, Hsinchu County 30351, Taiwan, R.O.C.
Trade Name : ICP DAS
Model Number : PM-31zz-xxx-yyyy / PM-31zz-xxxP-yyyy / PM-31zzP-yyyy
(zz can be 33 or 12 or 14 ; xxx can be 100 , 160, 240, or 360 ; yyyy can be -CAN,-CPS,-MTCP or blank)
Test Specification : FCC 47 CFR PART 15 SUBPART B: Oct., 2013
ANSI C63.4: 2009
CISPR 22: 2008
Receive Date : Aug. 28, 2014
Test Period : Sep. 01 ~ 22, 2014
Issue Date : Sep. 29, 2014

Issue by

A Test Lab Techno Corp.
No. 140-1, Changan Street, Bade City,
Taoyuan County 334, Taiwan R.O.C.
Tel : +886-3-2710188 / Fax : +886-3-2710190





Taiwan Accreditation Foundation accreditation number: 1330


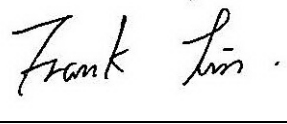
Note: This report shall not be reproduced except in full, without the written approval of A Test Lab Techno Corp. This document may be altered or revised by A Test Lab Techno Corp. personnel only, and shall be noted in the revision section of the document. The client should not use it to claim product endorsement by TAF, or any government agencies. The test results in the report only apply to the tested sample.

Verification of Compliance

Issued Date: 2014/09/29

Product Type : Smart Meter
Applicant : ICP DAS CO., LTD.
Address : No. 111, Guangfu N. Rd., Hukou Township, Hsinchu County
30351, Taiwan, R.O.C.
Trade Name : ICP DAS
Model Number : PM-31zz-xxx-yyyy / PM-31zz-xxxP-yyyy / PM-31zzP-yyyy
(zz can be 33 or 12 or 14 ; xxx can be 100 , 160, 240, or 360 ;
yyyy can be -CAN,-CPS,-MTCP or blank)
EUT Rated Voltage : AC 100-250V, 50-60Hz, 2.0A
Test Voltage : 120 Vac / 60 Hz
Applicable : FCC 47 CFR PART 15 SUBPART B: Oct., 2013
Standard : ANSI C63.4: 2009
CISPR 22: 2008
Test Result : Complied
Performing Lab. : A Test Lab Techno Corp.
No. 140-1, Changan Street, Bade City,
Taoyuan County 334, Taiwan R.O.C.
Tel : +886-3-2710188 / Fax : +886-3-2710190
 
Taiwan Accreditation Foundation accreditation number: 1330
<http://www.atl-lab.com.tw/e-index.htm>

The above equipment has been tested by A Test Lab Techno Corp., and found compliance with the requirements set forth in the technical standards mentioned above. The results of testing in this report apply only to the product/system, which was tested. Other similar equipment will not necessarily produce the same results due to production tolerance and measurement uncertainties.

Approved By :  Reviewed By : 
(Manager) (Roy Chen) (Testing Engineer) (Frank Lin)

2 EUT Description

| | | |
|--------------|---|---|
| Product Type | : | Smart Meter |
| Trade Name | : | ICP DAS |
| Model Number | : | PM-31zz-xxx-yyyy / PM-31zz-xxxP-yyyy / PM-31zzP-yyyy (zz can be 33 or 12 or 14 ; xxx can be 100 , 160, 240, or 360 ; yyyy can be -CAN,-CPS,-MTCP or blank) (*Those model numbers differ from each other in selling region.) |
| Applicant | : | ICP DAS CO., LTD. No. 111, Guangfu N. Rd., Hukou Township, Hsinchu County 30351, Taiwan, R.O.C. |
| Manufacturer | : | ICP DAS CO., LTD. No. 111, Guangfu N. Rd., Hukou Township, Hsinchu County 30351, Taiwan, R.O.C. |

I/O Port Description :

| I/O Port Types | Q'TY | Test Description |
|-------------------|------|-----------------------|
| 1). LAN Port | 1 | Connected to PC |
| 2). D-SUB Port | 1 | Connected to PC |
| 3). USB Port | 1 | Connected to PC |
| 4). AC Power Port | 1 | Connected to AC input |
| 5). DC Power Port | 1 | Connected to EUT |
| 6). Signal Port | 1 | Connected to EUT |

Feature of Equipment under Test :

The model listed below is series model to PM-3133-100.

| Main | Software | Diversity | Mode 1 |
|---------------|----------|---|--------|
| ET-7261 | --- | Ethernet I/O Module with 2-port Ethernet Switch, with 11-channels Relay | V |
| PET-7261 | --- | PoE Ethernet I/O Module with 2-port Ethernet Switch, with 11-channels Relay | |
| ET-6052D | --- | 8-channel Digital Output and 14-channel Digital Input | V |
| ET-6060D | --- | 8-channel Digital Output and 10-channel Digital Input | V |
| ET2-6064D | --- | 24-channel Relay Output | V |
| GPS-721 | --- | GPS Receiver and 1 DO, 1 PPS Output Module | |
| GPS-721-MRTU | --- | GPS Receiver and 1 DO, 1 PPS Output Module includes a GPS Active External Antenna (ANT-115-03) | V |
| I-7014D | --- | 1-channe Transmitter Input with 7-segment LED Display using the DCON and Modbus Protocols | V |
| I-7014D-X | --- | 1-channe Transmitter Input with 7-segment LED Display using the DCON and Modbus Protocols (X : The Cover is mean any color) | |
| M-7014D | --- | M-7014D with 7-segment LED Display | |
| M-7014D-X | --- | M-7014D with 7-segment LED Display (X : The Cover is mean any color) | |
| I-7522 | --- | Embedded communication controller with one RS-485 and two RS-232 | |
| I-7522D | --- | I-7522 + LED display | V |
| I-7520U4 | --- | Isolated RS-232 to 4 Channels RS-485 Active Hub | V |
| I-7520U4-X | --- | Isolated RS-232 to 4 Channels RS-485 Active Hub (X : The Cover is mean any color) | |
| I-7520U4-CA | --- | I-7520U4-G CR with CA-0915 cable x 1 | |
| I-7520U4-CA-X | --- | I-7520U4-G CR with CA-0915 cable x 1 (X : The Cover is mean any color) | |
| I-7065A | --- | 4-channel Isolated Digital Input and 5-channel AC SSR Output Module using the DCON Protocol | |
| I-7065AD | --- | I-7065A with LED Display | V |
| I-7066 | --- | 7-channel Photo-Mos Relay Output Module with DCON Protocol | |
| I-7066-X | --- | 7-channel Photo-Mos Relay Output Module with DCON Protocol (X : The Cover is mean any color) | |
| I-7066D | --- | I-7066 with LED Display | V |
| I-7066D-X | --- | I-7066 with LED Display (X : The Cover is mean any color) | |
| M-7066P | --- | 7-channel Photo-Mos Relay Output Module with DCON and Modbus Protocols | |
| M-7066P-X | --- | 7-channel Photo-Mos Relay Output Module with DCON and Modbus Protocols (X : The Cover is mean any color) | |
| M-7066PD | --- | M-7066P with LED Display | |
| M-7066PD-X | --- | M-7066P with LED Display (X : The Cover is mean any color) | |
| I-7083 | --- | 3-axis, 32 bits encoder counter | |
| M-7083 | --- | 3-axis, 32 bits encoder counter with DCON and Modbus Protocols | |
| I-7083D | --- | 3-axis, 32 bits encoder counter with LED Display | V |

| Main | Software | Diversity | Mode 1 |
|--------------|----------|---|--------|
| M-7083D | --- | M-7083D with LED Display | |
| I-7083B | --- | 3-axis, 32 bits encoder counter | |
| I-7083BD | --- | 3-axis, 32 bits encoder counter with LED Display | V |
| I-7011 | --- | 1-channel Thermocouple Input Module using the DCON Protocol | |
| I-7011-X | --- | 1-channel Thermocouple Input Module using the DCON Protocol (X : The Cover is mean any color) | |
| I-7011D | --- | I-7011 with with 7-segment LED Display | |
| I-7011D-X | --- | I-7011 with with 7-segment LED Display (X : The Cover is mean any color) | |
| I-7011P | --- | 1-channel Thermocouple Input Module using the DCON Protocol | |
| I-7011P-X | --- | 1-channel Thermocouple Input Module using the DCON Protocol (X : The Cover is mean any color) | |
| I-7011PD | --- | I-7011P with 7-segment LED Display | |
| I-7011PD-X | --- | I-7011P with 7-segment LED Display (X : The Cover is mean any color) | |
| M-7011 | --- | 1-channel Thermocouple Input Module using the DCON and Modbus Protocols | |
| M-7011-X | --- | 1-channel Thermocouple Input Module using the DCON and Modbus Protocols (X : The Cover is mean any color) | |
| M-7011D | --- | M-7011 with 7-segment LED Display | V |
| M-7011D-X | --- | M-7011 with 7-segment LED Display (X : The Cover is mean any color) | |
| M-7019Z | --- | 10-channel Universal Analog Input Module | V |
| M-7019Z-X | --- | 10-channel Universal Analog Input Module (X : The Cover is mean any color) | |
| M-7019Z-G/S | --- | 10-channel Universal Analog Input Module Includes the M-7019Z module and a DB-1820 Daughter Board | |
| M-7019Z-G/S2 | --- | 10-channel Universal Analog Input Module Includes the M-7019Z module, a DN-1822 Daughter Board and a 1.8 m Cable | |
| M-7026 | --- | 6-channel Analog Input, 2-channel Analog Output, 3-channel Digital Input and 3-channel Digital Output Module using the DCON and Modbus Protocol | V |
| I-7041P | --- | 14-channel Isolated Digital Input Module with DCON Protocol | |
| I-7041P-X | --- | 14-channel Isolated Digital Input Module with DCON Protocol (X : The Cover is mean any color) | |
| I-7041PD | --- | I-7041P with LED Display | |
| I-7041PD-X | --- | I-7041P with LED Display (X : The Cover is mean any color) | |
| M-7041P | --- | 14-channel Isolated Digital Input Module with DCON and Modbus Protocol | |
| M-7041P-X | --- | 14-channel Isolated Digital Input Module with DCON and Modbus Protocol (X : The Cover is mean any color) | |
| M-7041PD | --- | M-7041P with LED Display | V |
| M-7041PD-X | --- | M-7041P with LED Display (X : The Cover is mean any color) | |
| M-7041-A5 | --- | 14-channel High Voltage Isolated Digital Input Module with DCON and Modbus Protocol | |

| Main | Software | Diversity | Mode 1 |
|--------------|----------|---|--------|
| M-7041-A5-X | --- | 14-channel High Voltage Isolated Digital Input Module with DCON and Modbus Protocol (X : The Cover is mean any color) | |
| M-7041D-A5 | --- | M-7041-A5 with LED Display | V |
| M-7041D-A5-X | --- | M-7041-A5 with LED Display (X : The Cover is mean any color) | |
| I-7058 | --- | 8-channel Isolated Digital Input Module using the DCON Protocol | |
| I-7058D | --- | I-7058 with LED Display | |
| I-7058D-X | --- | I-7058 with LED Display (X : The Cover is mean any color) | |
| M-7058 | --- | 8-channel Isolated Digital Input Module using the DCON and Modbus Protocols | |
| M-7058D | --- | M-7058 with LED Display | V |
| M-7058D-X | --- | M-7058 with LED Display (X : The Cover is mean any color) | |
| I-7059 | --- | 8-channel Isolated Digital Input Module using the DCON Protocol | |
| I-7059-X | --- | 8-channel Isolated Digital Input Module using the DCON Protocol (X : The Cover is mean any color) | |
| I-7059D | --- | I-7059 with LED Display | |
| I-7059D-X | --- | I-7059 with LED Display (X : The Cover is mean any color) | |
| M-7059 | --- | 8-channel Isolated Digital Input Module using the DCON and Modbus Protocols | |
| M-7059-X | --- | 8-channel Isolated Digital Input Module using the DCON and Modbus Protocols (X : The Cover is mean any color) | |
| M-7059D | --- | M-7059 with LED Display | V |
| M-7059D-X | --- | M-7059 with LED Display (X : The Cover is mean any color) | |
| M-7060P | --- | 4-channel Isolated Digital Input and 4-channel Relay Output Module using the DCON and Modbus Protocols | |
| M-7060P-X | --- | 4-channel Isolated Digital Input and 4-channel Relay Output Module using the DCON and Modbus Protocols (X : The Cover is mean any color) | |
| M-7060PD | --- | M-7060P-G with LED Display | V |
| M-7060PD-X | --- | M-7060P-G with LED Display (X : The Cover is mean any color) | |
| I-7065B | --- | 4-channel Isolated Digital Input and 5-channel DC SSR Output Module with 16-bit Counters | |
| I-7065B-X | --- | 4-channel Isolated Digital Input and 5-channel DC SSR Output Module with 16-bit Counters (X : The Cover is mean any color) | |
| I-7065BD | --- | I-7065BD with LED Display | |
| I-7065BD-X | --- | I-7065BD with LED Display (X : The Cover is mean any color) | |
| M-7065B | --- | 4-channel Isolated Digital Input and 5-channel DC SSR Output Module with 16-bit Counters | |
| M-7065B-X | --- | 4-channel Isolated Digital Input and 5-channel DC SSR Output Module with 16-bit Counters (X : The Cover is mean any color) | |
| M-7065BD | --- | M-7065BD with LED Display | V |

| Main | Software | Diversity | Mode 1 |
|-------------|----------|---|--------|
| M-7065BD-X | --- | M-7065BD with LED Display (X : The Cover is mean any color) | |
| I-7067 | --- | 7-channel Signal Relay Output Module with DCON Protocol | |
| I-7067-X | --- | 7-channel Signal Relay Output Module with DCON Protocol (X : The Cover is mean any color) | |
| M-7067 | --- | 7-channel Signal Relay Output Module with DCON and Modbus Protocols | |
| M-7067-X | --- | 7-channel Signal Relay Output Module with DCON and Modbus Protocols (X : The Cover is mean any color) | |
| I-7067D | --- | I-7067 with LED Display | |
| I-7067D-X | --- | I-7067 with LED Display (X : The Cover is mean any color) | |
| M-7067D | --- | M-7067 with LED Display | V |
| M-7067D-X | --- | M-7067 with LED Display (X : The Cover is mean any color) | |
| I-7088 | --- | 8-channel PWM Output and 8-channel High-speed Counter Module using the DCON Protocol | |
| I-7088-X | --- | 8-channel PWM Output and 8-channel High-speed Counter Module using the DCON Protocol (X : The Cover is mean any color) | |
| I-7088D | --- | I-7088 with 7-segment LED Display | |
| I-7088D-X | --- | I-7088 with 7-segment LED Display (X : The Cover is mean any color) | |
| I-7088-G/S | --- | I-7088 with DN-8P8C-CA External Board | |
| I-7088D-G/S | --- | I-7088D with DN-8P8C-CA External Board | |
| M-7088 | --- | 8-channel PWM Output and 8-channel High-speed Counter Module using the DCON and Modbus Protocols | |
| M-7088-X | --- | 8-channel PWM Output and 8-channel High-speed Counter Module using the DCON and Modbus Protocols (X : The Cover is mean any color) | |
| M-7088D | --- | M-7088 with 7-segment LED Display | V |
| M-7088D-X | --- | M-7088 with 7-segment LED Display (X : The Cover is mean any color) | |
| M-7088-G/S | --- | M-7088 with DN-8P8C-CA External Board | |
| M-7088D-G/S | --- | M-7088D with DN-8P8C-CA External Board | |
| DN-8P8C | --- | 8-channel Digital Output and 8-channel Counter Input Board, including two CA-090910-A Cable and two CA-3813 Connector Casing. | |
| DN-8P8C-CA | --- | 8-channel Digital Output and 8-channel Counter Input Board, including two CA-090910-A Cable and two CA-3813 Connector Casing. | |
| DN-8P8C/S | --- | 8-channel Digital Output and 8-channel Counter Input Board, including DB-8820 Daughterboard and a CA-2520D Cable. | |
| NS-209FCS | --- | Single-mode 30 km, SC Connector, 8-port 10/100 Mbps with 1 fiber port Switch | V |
| NSM-209FCS | --- | Single-mode 30 km, SC Connector, 8-port 10/100 Mbps with 1 fiber port Switch; metal case | |
| NS-200AFC-T | --- | Industrial 10/100 Base-T to 100 Base-FX Media Converter; 1 multi mode, SC connector | V |
| NS-200AFT-T | --- | Industrial 10/100 Base-T to 100 Base-FX Media Converter; 1 multi mode, ST connector | |
| NS-200WDM-A | --- | 10/100BaseT(X) to 100BaseFX Single-Strand Media Converter, TX 1310 nm, RX 1550 nm, SC | |

| Main | Software | Diversity | Mode 1 |
|-------------------|----------|---|--------|
| NS-200WDM-B | --- | 10/100BaseT(X) to 100BaseFX Single-Strand Media Converter, TX 1550 nm, RX 1310 nm, SC | |
| NS-200AFCS-T | --- | Industrial 10/100 Base-T to 100 Base-FX Media Converter; 1 single mode, SC connector | |
| NS-200AFCS-60T | --- | Industrial 10/100 Base-T to 100 Base-FX Media Converter; 1 (60 km) single mode, SC connector | V |
| PM-3112-xxx-yyyy | --- | 2 loops single-phase Power Meter (xxx can be 100 , 160, 240, or 360; yyyy can be -CAN,-CPS,-MTCP or blank) | |
| PM-3112-xxxP-yyyy | --- | 2 loops single-phase Power Meter with 333mV CT (xxx can be 100 , 160, 240, or 360; yyyy can be -CAN,-CPS,-MTCP or blank) | |
| PM-3112P-yyyy | --- | 2 loops single-phase Power Meter without CT (yyyy can be -CAN,-CPS,-MTCP or blank) | |
| PM-3112-100-MTCP | --- | 2 loops single-phase Power Meter | V |
| PM-3114-xxx-yyyy | --- | 4 loops single-phase Power Meter (xxx can be 100 , 160, 240, or 360; yyyy can be -CAN,-CPS,-MTCP or blank) | |
| PM-3114-xxxP-yyyy | --- | 4 loops single-phase Power Meter with 333mV CT (xxx can be 100 , 160, 240, or 360; yyyy can be -CAN,-CPS,-MTCP or blank) | |
| PM-3114P-yyyy | --- | 4 loops single-phase Power Meter without CT (yyyy can be -CAN,-CPS,-MTCP or blank) | |
| PM-3114-100-MTCP | --- | 4 loops single-phase Power Meter | V |
| PM-3133-xxx-yyyy | --- | 3 Phase Compact Smart Meter (xxx can be 100 , 160, 240, or 360; yyyy can be -CAN,-CPS,-MTCP or blank) | |
| PM-3133-xxxP-yyyy | --- | 3 Phase Compact Smart Meter with 333mV CT (xxx can be 100 , 160, 240, or 360; yyyy can be -CAN,-CPS,-MTCP or blank) | |
| PM-3133P-yyyy | --- | 3 Phase Compact Smart Meter with without CT (yyyy can be -CAN,-CPS,-MTCP or blank) | |
| PM-3133-100 | --- | 3 Phase Compact Smart Meter | V |
| PETL-7060 | --- | Ethernet module with PoE, 6-ch isolated DI and 6-ch form-A power relay | V |
| PW-3090-5S-R | --- | Output Power Voltage +5 V @ 2000 mA (max.) Accuracy : 2% | |
| PW-3090-5S | --- | Output Power Voltage +5 V @ 2000 mA (max.) Accuracy : 2% | V |
| PW-3090-5D-R | --- | Output Power Voltage 5 V @ 1000 mA (max.) Accuracy : 2% | |
| PW-3090-5D | --- | Output Power Voltage 5 V @ 1000 mA (max.) Accuracy : 2% | V |
| PW-3090-12S-R | --- | Output Power Voltage +12 V @ 800 mA (max.) Accuracy : 2% | |
| PW-3090-12S | --- | Output Power Voltage +12 V @ 800 mA (max.) Accuracy : 2% | V |
| PW-3090-15D-R | --- | Output Power Voltage 15 V @ 300 mA (max.) Accuracy : 2% | |
| PW-3090-15D | --- | Output Power Voltage 15 V @ 300 mA (max.) Accuracy : 2% | V |
| PW-3090-24S-R | --- | Output Power Voltage +24 V @ 400 mA (max.) Accuracy : 2% | |
| PW-3090-24S | --- | Output Power Voltage +24 V @ 400 mA (max.) Accuracy : 2% | V |
| tET-P6 | --- | Tiny Ethernet module with 6-ch DI (Wet Contact) | |
| tET-PD6 | --- | Tiny Ethernet module with 6-ch DI (Dry Contact) | V |
| tPET-P6 | --- | Tiny Ethernet module with PoE, and 6-ch DI (Wet Contact) | |
| tPET-PD6 | --- | Tiny Ethernet module with PoE, and 6-ch DI (Dry Contact) | |

| Main | Software | Diversity | Mode 1 |
|---------------|----------------|--|--------|
| tET-P2POR2 | --- | Tiny Ethernet module with 2-ch DI (Wet Contact) and 2-ch Form-A PhotoMos relay | |
| tET-PD2POR2 | --- | Tiny Ethernet module with 2-ch DI (Dry Contact) and 2-ch Form-A PhotoMos relay | V |
| tET-P2R2 | --- | Tiny Ethernet module with 2-ch DI (Wet Contact) and 2-ch Form-A relay | |
| tET-PD2R1 | --- | Tiny Ethernet module 2-ch DI (Dry Contact) and 1-ch Form-A relay | |
| tPET-P2POR2 | --- | Tiny Ethernet module with PoE, 2-ch DI (Wet Contact) and 2-ch Form-A PhotoMos relay | |
| tPET-PD2POR2 | --- | Tiny Ethernet module with PoE, 2-ch DI (Dry Contact) and 2-ch Form-A PhotoMos relay | |
| tPET-P2R2 | --- | Tiny Ethernet module with PoE, 2-ch DI (Wet Contact) and 2-ch Form-A relay | |
| tPET-PD2R1 | --- | Tiny Ethernet module with PoE, 2-ch DI (Dry Contact) and 1-ch Form-A relay | |
| TP-3080 | --- | 8.4" (800 x 600) resistive touch panel monitor with RS-232 or USB interface Accessories: Power supply, VGA cable, RS-232 cable, USB cable, Mounting clamps and screws | V |
| TP-3080/NP | --- | TP-3080 without Power supply | |
| WP-5141 | --- | Standard WinPAC-5000 | |
| WP-5141-EN | Windows CE 5.0 | Standard WinPAC-5000 (English Version of OS) | |
| WP-5141-TC | Windows CE 5.0 | Standard WinPAC-5000 (Traditional Version of OS) | |
| WP-5141-SC | Windows CE 5.0 | Standard WinPAC-5000 (Simplified Version of OS) | |
| WP-5141-XW107 | Windows CE 5.0 | Standard WinPAC-5000 add XW107 | V |
| WP-5146 | Windows CE 5.0 | InduSoft and ISaGRAF based WinPAC-5000 | |
| WP-5146-EN | Windows CE 5.0 | InduSoft and ISaGRAF based WinPAC-5000 (English Version of OS) | |
| WP-5146-TC | Windows CE 5.0 | InduSoft and ISaGRAF based WinPAC-5000 (Traditional Version of OS) | |
| WP-5146-SC | Windows CE 5.0 | InduSoft and ISaGRAF based WinPAC-5000 (Simplified Version of OS) | |
| WP-5146-XW107 | Windows CE 5.0 | InduSoft and ISaGRAF based WinPAC-5000 add XW107 | |
| WP-5147 | Windows CE 5.0 | ISaGRAF based WinPAC-5000 | |
| WP-5147-EN | Windows CE 5.0 | ISaGRAF based WinPAC-5000 (English Version of OS) | |
| WP-5147-TC | Windows CE 5.0 | ISaGRAF based WinPAC-5000 (Traditional Version of OS) | |
| WP-5147-SC | Windows CE 5.0 | ISaGRAF based WinPAC-5000 (Simplified Version of OS) | |
| WP-5147-XW107 | Windows CE 5.0 | ISaGRAF based WinPAC-5000 add XW107 | |
| WP-5149 | Windows CE 5.0 | InduSoft based WinPAC-5149 | |

| Main | Software | Diversity | Mode 1 |
|------------------|---------------------|---|--------|
| WP-5149-EN | Windows CE 5.0 | InduSoft based WinPAC-5149 (English Version of OS) | |
| WP-5149-TC | Windows CE 5.0 | InduSoft based WinPAC-5149 (Traditional Version of OS) | |
| WP-5149-SC | Windows CE 5.0 | InduSoft based WinPAC-5149 (Simplified Version of OS) | |
| WP-5149-XW107 | Windows CE 5.0 | InduSoft based WinPAC-5149 add XW107 | |
| LP-5131-EN | Linux kernel 2.6.19 | PAC with Linux kernel 2.6.19 and one LAN port (English Version of OS) | |
| LP-5141-EN | Linux kernel 2.6.19 | PAC with Linux kernel 2.6.19 and two LAN ports (English Version of OS) | |
| WP-5141-OD | Windows CE 5.0 | Standard WinPAC-5000 with Audio | V |
| WP-5141-OD-EN | Windows CE 5.0 | Standard WinPAC-5000 with Audio (English Version of OS) | |
| WP-5141-OD-TC | Windows CE 5.0 | Standard WinPAC-5000 with Audio (Traditional Version of OS) | |
| WP-5141-OD-SC | Windows CE 5.0 | Standard WinPAC-5000 with Audio (Simplified Version of OS) | |
| WP-5141-OD-XW107 | Windows CE 5.0 | Standard WinPAC-5000 with Audio add XW107 | |
| WP-5146-OD | Windows CE 5.0 | InduSoft and ISaGRAF based WinPAC-5000 with Audio | |
| WP-5146-OD-EN | Windows CE 5.0 | InduSoft and ISaGRAF based WinPAC-5000 with Audio (English Version of OS) | |
| WP-5146-OD-TC | Windows CE 5.0 | InduSoft and ISaGRAF based WinPAC-5000 with Audio (Traditional Version of OS) | |
| WP-5146-OD-SC | Windows CE 5.0 | InduSoft and ISaGRAF based WinPAC-5000 with Audio (Simplified Version of OS) | |
| WP-5146-OD-XW107 | Windows CE 5.0 | InduSoft and ISaGRAF based WinPAC-5000 with Audio add XW107 | |
| WP-5147-OD | Windows CE 5.0 | ISaGRAF based WinPAC-5000 with Audio | |
| WP-5147-OD-EN | Windows CE 5.0 | ISaGRAF based WinPAC-5000 with Audio (English Version of OS) | |
| WP-5147-OD-TC | Windows CE 5.0 | ISaGRAF based WinPAC-5000 with Audio (Traditional Version of OS) | |
| WP-5147-OD-SC | Windows CE 5.0 | ISaGRAF based WinPAC-5000 with Audio (Simplified Version of OS) | |
| WP-5147-OD-XW107 | Windows CE 5.0 | ISaGRAF based WinPAC-5000 with Audio add XW107 | |
| WP-5149-OD | Windows CE 5.0 | InduSoft based WinPAC-5149 with Audio | |
| WP-5149-OD-EN | Windows CE 5.0 | InduSoft based WinPAC-5149 with Audio (English Version of OS) | |
| WP-5149-OD-TC | Windows CE 5.0 | InduSoft based WinPAC-5149 with Audio (Traditional Version of OS) | |
| WP-5149-OD-SC | Windows CE 5.0 | InduSoft based WinPAC-5149 with Audio (Simplified Version of OS) | |

| Main | Software | Diversity | Mode 1 |
|------------------|---------------------|--|--------|
| WP-5149-OD-XW107 | Windows CE 5.0 | InduSoft based WinPAC-5149 with Audio add XW107 | |
| LP-5131-OD-EN | Linux kernel 2.6.19 | PAC with Linux kernel 2.6.19 and one LAN port and Audio (English Version of OS) | |
| LP-5141-OD-EN | Linux kernel 2.6.19 | PAC with Linux kernel 2.6.19 and two LAN ports and Audio (English Version of OS) | |
| XW107 | --- | 8-channel Non-Isolation Digital Input and 8-channel Non-Isolation Digital Output | |

| Devices Description | | | | | |
|--------------------------|--------------|--------------|--|--------------------|--------------------|
| Product | Manufacturer | Model Number | Serial Number | Power Cord | |
| (1) | Keyboard | DELL | SK-8110 | 07N2443884232J7Q39 | Power by PC |
| (2) | Mouse | DELL | MO71KC | 511091717 | Power by PC |
| (3) | PC | ICP DAS | VB-115H | N/A | Non-Shielded, 1.7m |
| ※ PC Keypart information | | | | | |
| Main | Software | Diversity | | Mode 1 | |
| (3)-1 | VXC-118U | --- | Universal PCI, Serial Communication card with 8 RS-232 ports (RoHS) Includes one CA-PC62M D-Sub connector. | V | |
| (3)-2 | VXC-118U/D2 | --- | Universal PCI, Serial Communication card with 8 RS-232 ports (RoHS) Includes one CA-9-6210 cable. | | |
| (3)-3 | PIO-D24U | --- | Universal PCI bus, 24-channel DIO board | | |
| (3)-4 | PIO-D56U | --- | Universal PCI bus, 56-channel DIO board | V | |
| (3)-5 | PISO-813 | --- | PCI Bus, 32 channel isolated analog input board. (RoHS) Includes one CA-4002 D-Sub connector. | | |
| (3)-6 | PISO-813/S | --- | PCI Bus, 32 channel isolated analog input board. (RoHS) Includes one DB-8325 screw terminal board. | | |
| (3)-7 | PISO-813U | --- | Universal PCI, 32-channel isolated analog input board. (RoHS) Includes one CA-4002 D-Sub connector. | V | |
| (3)-8 | PISO-813U/S | --- | Universal PCI, 32-channel isolated analog input board. (RoHS) Includes one DB-8325 screw terminal board. | | |
| (3)-9 | ISO-P32C32 | --- | 32-channel isolated digital I/O board Includes one CA-4037W cable and two CA-4002 D-Sub connectors. | V | |
| (3)-10 | DIO-64/3 | --- | 32-channel Digital Input & 32-channel Digital Output,3 Timer/Counter Board | | |
| (3)-11 | DIO-64/6 | --- | 32-channel Digital Input & 32-channel Digital Output,6 Timer/Counter Board | V | |

| Support Unit | | | | | |
|--------------|-------------------------|--------------|---------------|------------|-------------------------------------|
| Product | Manufacturer | Model Number | Serial Number | Power Cord | |
| 1. | Industrial Power Supply | ICP DAS | DP-1200 | N/A | Non-Shielded, 1.7m with one core |