

LC-131 Quick Start

Software Tools:

Name	Location
DCON Utility	Napdos\Driver\DCON_UTILITY
Other Related Software	Napdos\7000 or Napdos\Driver

Manual (PDF file)

Napdos\lc-131\ (CD-ROM Path)

<ftp://ftp.icpdas.com/pub/cd/8000cd/napdos/lc/lc-131> (FTP Path)

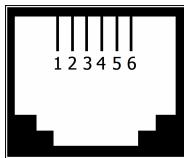
Download:

<ftp://ftp.icpdas.com/pub/cd/8000cd/napdos/> for updated manual and software download.

Technical Service:

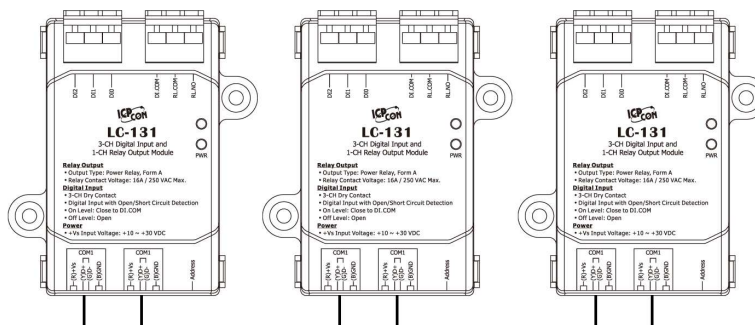
Email a problem report to service@icpdas.com if you have any questions.

RJ-11 Connector



Pin	Description	
1	+VS	Power Input Voltage (+10 VDC ~ 30 VDC)
2		
3	DATA+	RS-485 Serial Communication Interface
4	DATA-	
5	GND	Ground
6		

Power and Communication

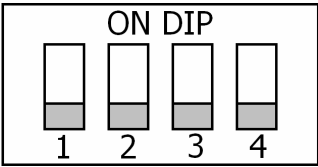


RS-485 and power input daisy chain using RJ-11 connectors


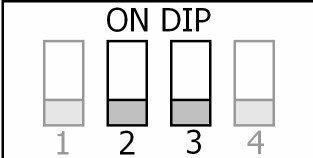
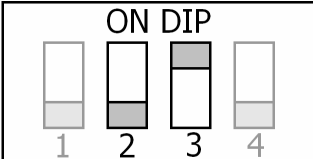
LC-131 Quick Start

Configuration

DIP Switch Description

	SW1	ON	DCON Protocol
		OFF	Modbus RTU Protocol
	SW2	ON	Software Configuration
		OFF	Hardware Configuration
	SW3	ON	High Node Address
		OFF	Low Node Address
	SW4	ON	INIT Mode
		OFF	Normal Mode

Address Settings via Hardware Configuration

		0 ~ F for Address 96 ~ 111 (Low Node Address)
		0 ~ F for Address 112 ~ 127 (High Node Address)