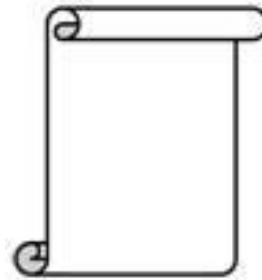


What's in the box?

In addition to this guide, the package includes the following items:



LC-223



Quick Start

LC-223 Getting Started/User Manual

- **LC-223 Series User Manual**

http://ftp.icpdas.com/pub/cd/8000cd/napdos/lc/lc_223/

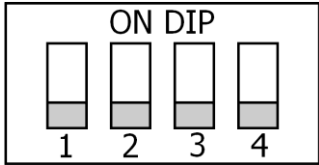
- **DCON Utility**

http://ftp.icpdas.com/pub/cd/8000cd/napdos/driver/dcon_utility/

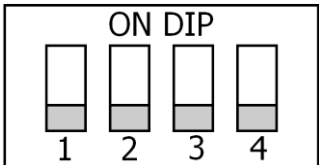
- **LC-223 Website**

http://www.icpdas.com/root/product/solutions/remote_io/rs-485/lighting_control/lc-223.html

DIP Switch and Jumper Settings

	SW1	ON	DCON Protocol
		OFF	Modbus RTU Protocol
	SW2	ON	Software Configuration
		OFF	Hardware Configuration
	SW3	ON	High Node Address
		OFF	Low Node Address
	SW4	ON	INIT Mode
		OFF	Normal Mode

Address Settings via Hardware Configuration

	SW1	ON	DCON Protocol
		OFF	Modbus RTU Protocol
	SW2	ON	Software Configuration
		OFF	Hardware Configuration
	SW3	ON	High Node Address
		OFF	Low Node Address
	SW4	ON	INIT Mode
		OFF	Normal Mode



If there is any other question, please feel free to contact us.

Email: service@icpdas.com