

LC-103 Release Note 2/23/2012

Software Tools:

Name	Location
DCON Utility	Napdos\Driver\DCON_UTILITY
Other Related Software	Napdos\7000 or Napdos\Driver

Manual (PDF file)

Napdos\Lighting_Control (CD-ROM Path)

ftp://ftp.icpdas.com/pub/cd/8000cd/napdos/Lighting_Control (FTP Path)

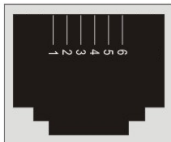
Download:

<ftp://ftp.icpdas.com/pub/cd/8000cd/napdos/> for new manual & software download.

Technical Service:

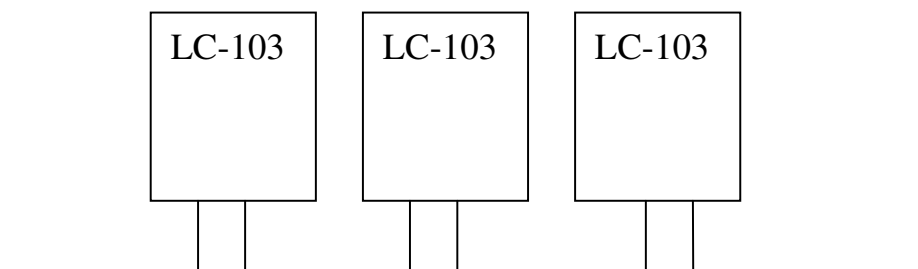
Email problem-report to service@icpdas.com if you have any questions.

RJ-11 Connector



Pin	Descriptions	
1	+VS	Power Input Voltage (+10 VDC ~ 30 VDC)
2	+VS	Power Input Voltage (+10 VDC ~ 30 VDC)
3	DATA+	RS-485 Serial Communication Interface
4	DATA-	
5	GND	Ground
6	GND	Ground

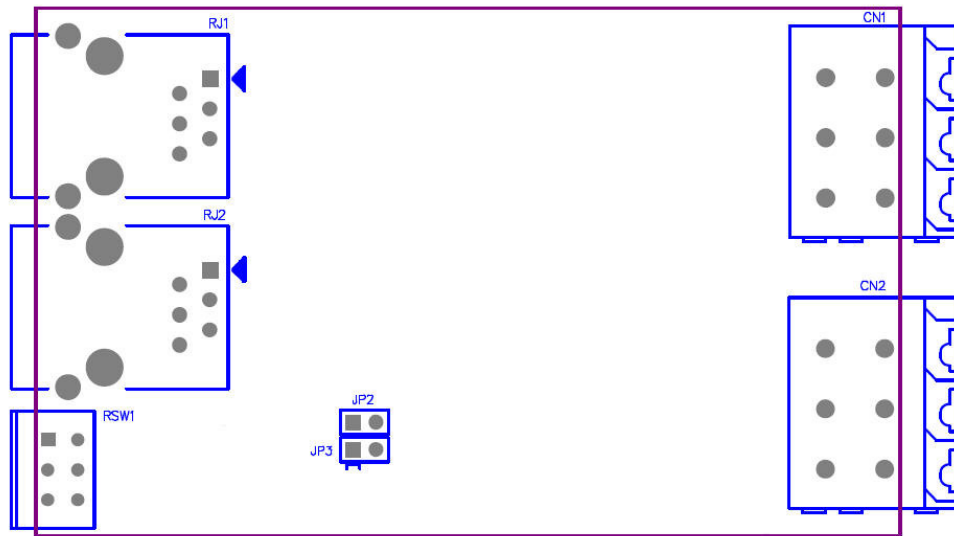
Power and communication



RS-485 and Power Input Daisy Chain using an RJ-11 Connector

LC-103 Release Note 2/23/2012

Protocol Configuration



Protocol	Jumper Setting
Modbus RTU	JP2
DCON	JP2